

Facade system Thermo 50 with superior insulation (RMG 1) SFB 4150

The new Thermo 50 insulated facade system is our most advanced yet. The insulation capacity of the facade sections have been optimised, and easily meets the requirement for RMG 1 according to the DIN 4108 standard. The system also fulfils the high functional requirements of today's market. Thermo 50 has been developed especially for those situations where narrow and solid profiles with the highest insulation capacity is required. The design work has been based on the many years of experience from the use of the existing systems and on the latest technologies used in the production of the individual components. The sections are 50 mm wide, and the depth ranges from 35 mm to 200 mm. The glass rebate is ventilated and drained, and provides space for double or triple glazing units. The SFB 4150 system is available in the form of stan-

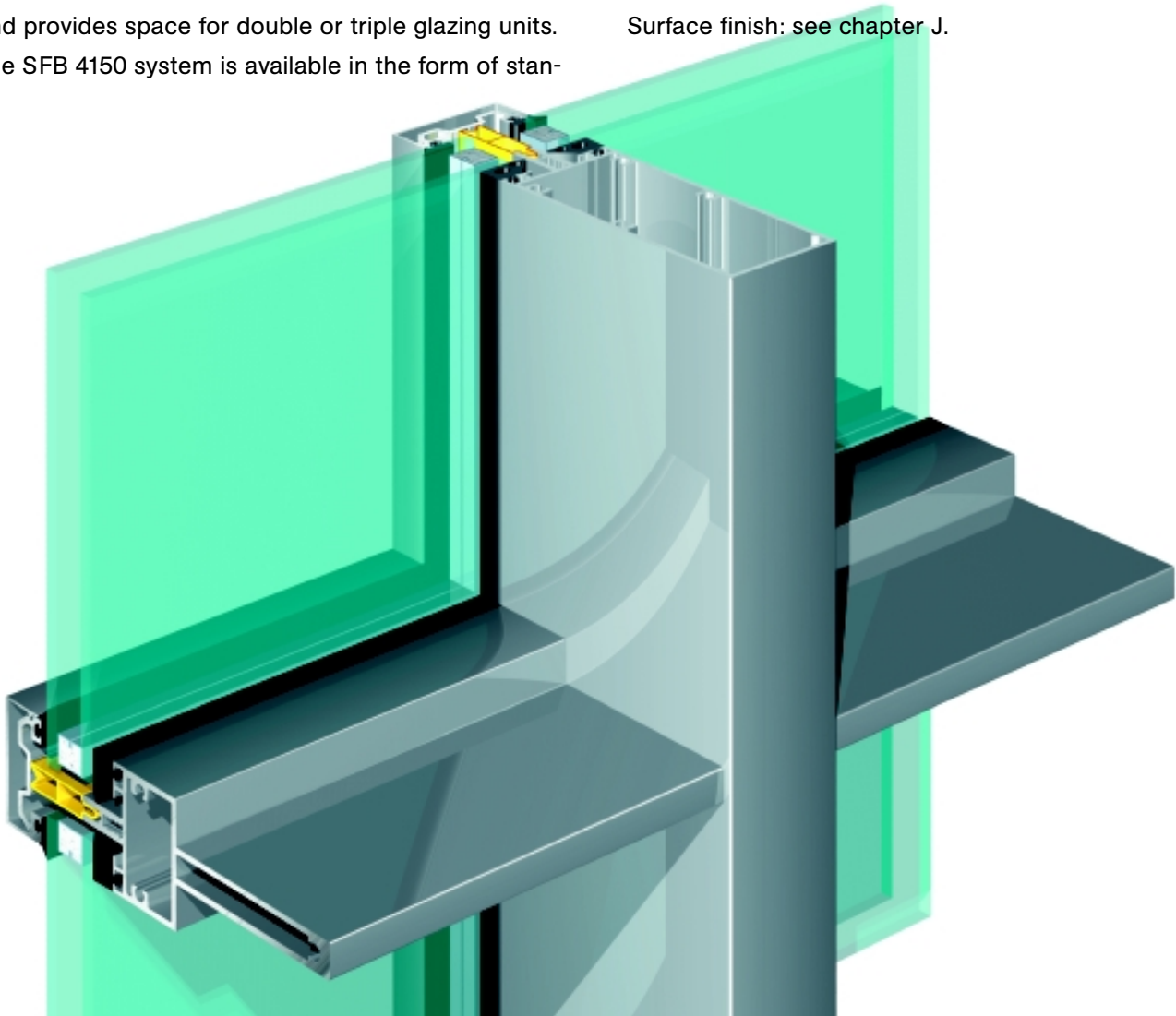
dard facade sections as well as I & T sections with special design.

The I & T sections have been developed especially for those projects where an unusual, "structural" appearance of the facade is required on the inside.

Thermo 50 can be completed with various opening elements, such as inward/outward opening doors, inward/outward opening windows, facade windows, and block windows. The elements are installed together with the specially adapted frame in the glass rebate instead of glazing units.

The sections can be anodized or powder coated with various colours and type of surface finish on the inside and on the outside.

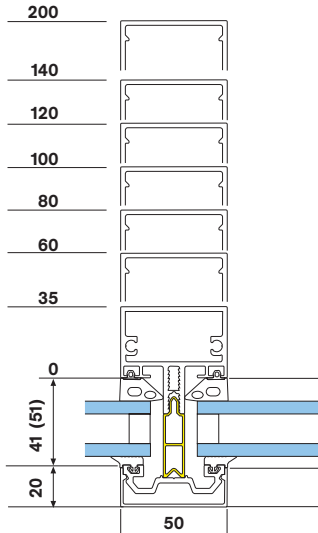
Surface finish: see chapter J.



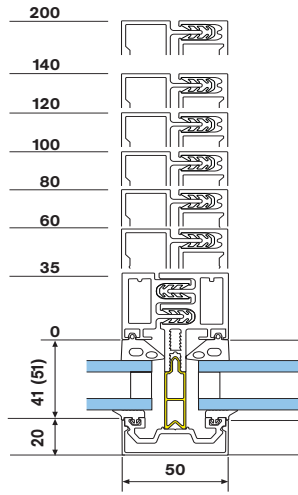
Range of sections SFB 4150

Range of sections in facade system SFB 4150

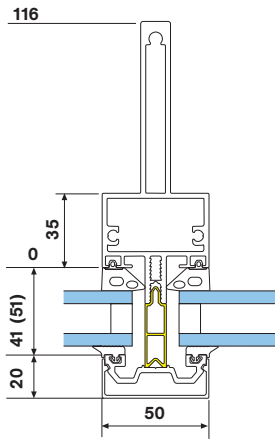
Windows/doors in facade system SFB 4150



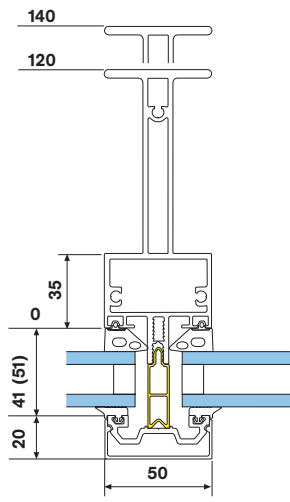
Framework section 50 mm, vertical/horizontal



Dividing section 50 mm, vertical/horizontal

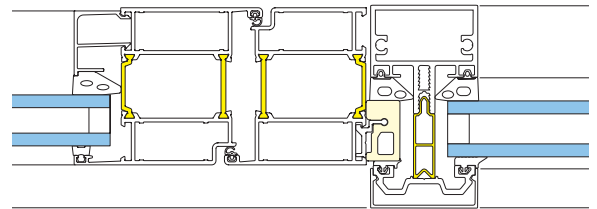


Framework I-section 50 mm wide

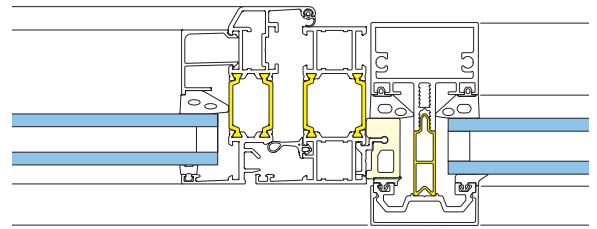


Dividing T-section 50 mm wide

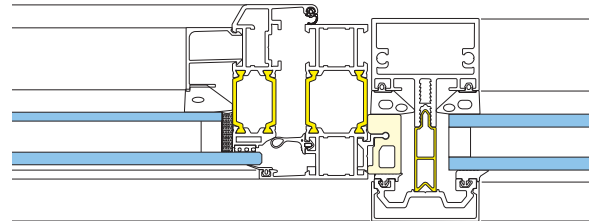
Alternative covering sections: see page D-47



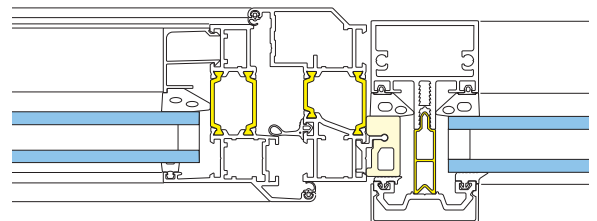
Door SFB 2074 in facade



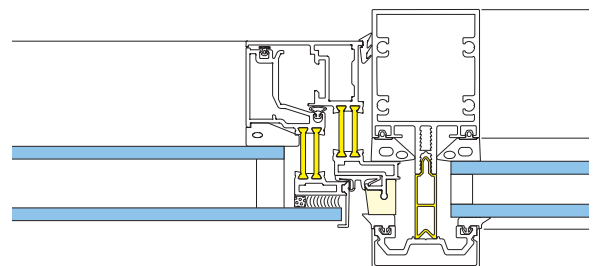
Window SFB 1074 in facade



Block window SFB 1074 in facade



Outward opening window SFB 1074 in facade

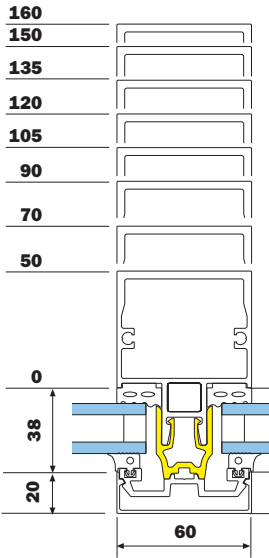


Facade window SFB 4074 in facade

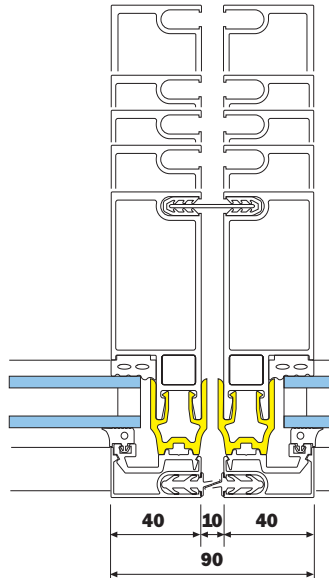
Range of sections SFB 4060

Range of sections in facade system SFB 4060

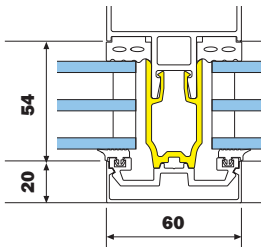
Windows/doors in facade system SFB 4060



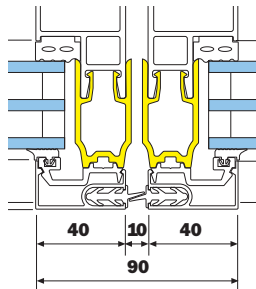
Framework section 60 mm,
vertical/horizontal
Dividing section 60 mm, vertical



Dividing section 90 mm,
vertical/horizontal

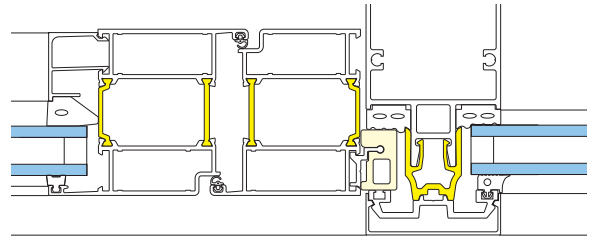



Framework section 60 mm
for triple glazing unit

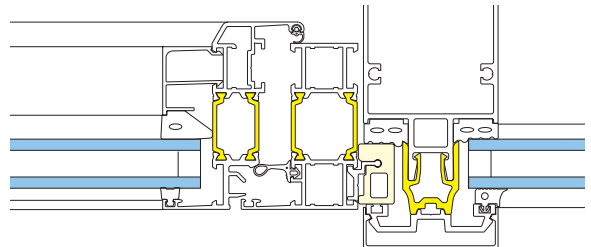


Dividing section 90 mm
for triple glazing unit

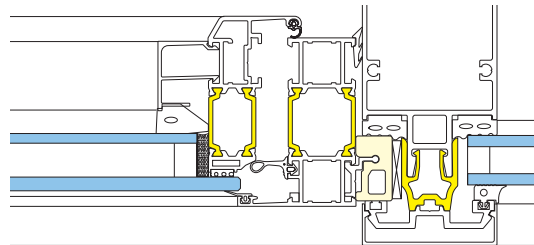
Alternative covering sections: see page D-45



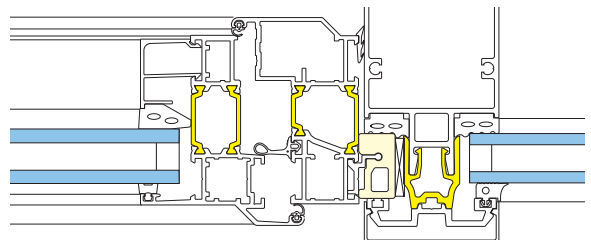
Door SFB 2074 in facade



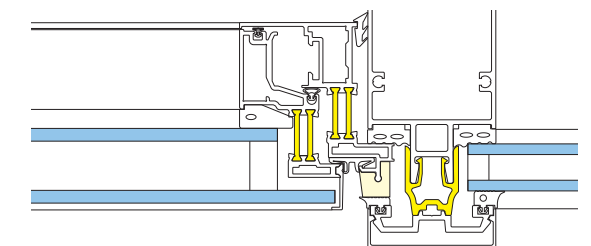
Window SFB 1074 in facade



Block window SFB 1074 in facade



Outward opening window SFB 1074 in facade



Outward opening facade window SFB 4074 in facade